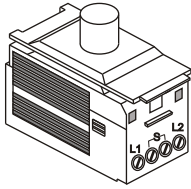


SA 6402MK

100 - 400 watt



400 watt

400 watt Leading Edge

4 Terminals to allow **Second** Switch Circuit Fan or Light Circuit, this will allow the fan to run at their nominal speed, Whatever the light level.

Silent Dimming at all levels 100-400 watt

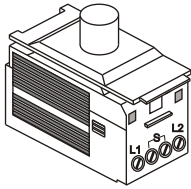
Two way Switching Push on Off

Soft Start and Soft Fade

Grid accessory for MK

SA 6451MK

1-10 volt



1-10 volt

1-10 volt

Silent Dimming at all levels

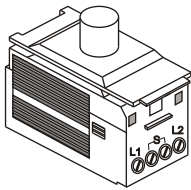
Fluorescent / LED with 1-10 volt Ballast or Driver

Two way Switching Push on Off

Grid accessory for MK

SA 6452MK

2 Way Switch



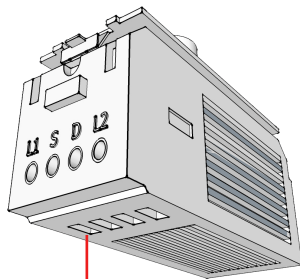
2 Way Switch

3amp Swich

Two way Switching Push on Off

Maximum Load Capacitive 240 VA

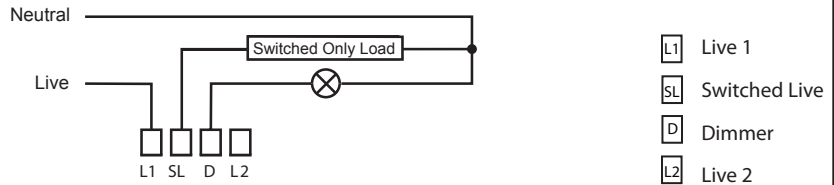
Grid accessory for MK



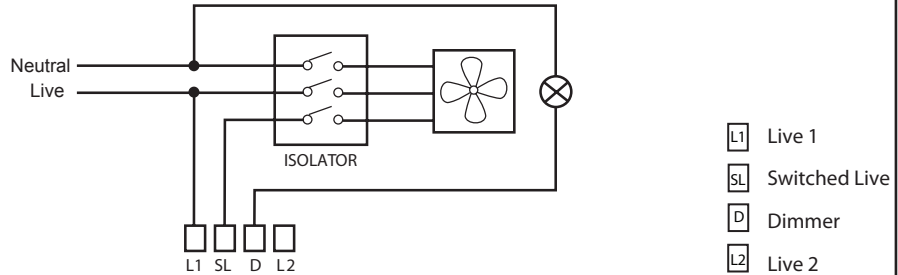
4mm Terminals

For Wafer Rotary Dimmer Wiring Instructions PTO

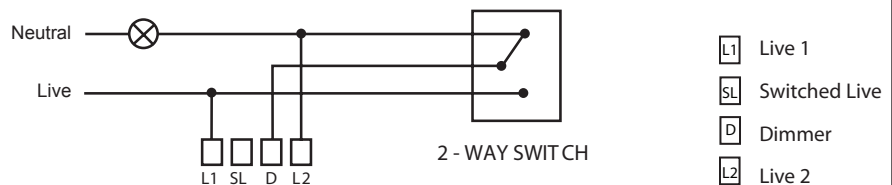
1-Way Switching Diagram



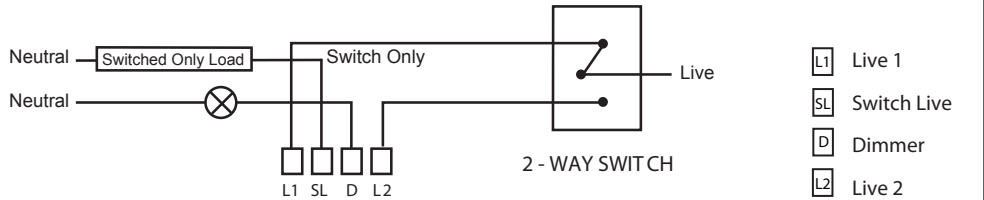
Light & Bathroom Fan



2-Way Switching Diagram-A



2-Way Switching Diagram-B



1-10v Rotary Dimmer Controller

