

# Cono



Cono Stem 20/50w MR16/ Capsule

A range of adjustable stem fittings with glass diffusers.

The glass diffusers can be supplied in five different colours and need to be ordered separately.

**Stem 200mm**

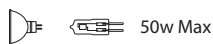
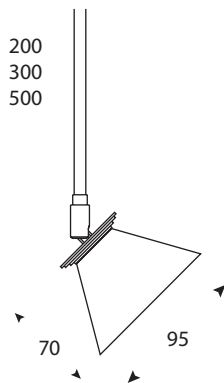
LV.R21.0102.13	Satin Silver
LV.R21.0102.50	Black
LV.R21.0102.57	White

**Stem 300mm**

LV.R21.0103.13	Satin Silver
LV.R21.0103.50	Black
LV.R21.0103.57	White

**Stem 500mm**

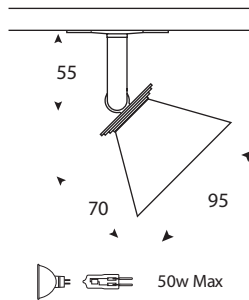
LV.R21.0105.13	Satin Silver
LV.R21.0105.50	Black
LV.R21.0105.57	White



Cono 20/50w MR16/ Capsule

A range of adjustable spotlights with glass diffusers.

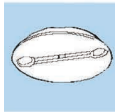
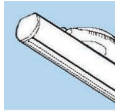
The glass diffusers can be supplied in five different colours and need to be ordered separately.



Glass Diffusers

- SAG.1011.48
- SAG.1011.54
- SAG.1011.60
- SAG.1011.90

- Orange
- Blue
- Green
- White



**Technical Data**

Finish	Painted
Material	Die-cast
Lamp wattage	20 - 50w
Lamp	12v MR16/ Capsule
Lamp holder	GX5.3/ G4/ GY6.35
Approvals	III D FI N S