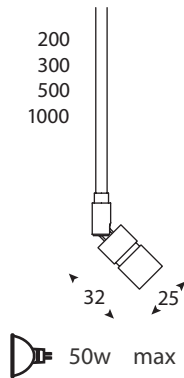


Leo Stem 12v 20 - 50w MR16

A range of adjustable stem fittings with die-cast bodies.

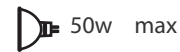
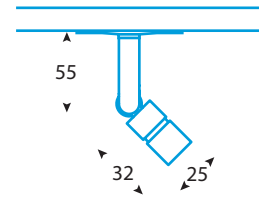
200mm		500mm	
LV.L21.0102.12	Chrome	LV.L21.0105.12	Chrome
LV.L21.0102.13	Satin Silver	LV.L21.0105.13	Satin Silver
LV.L21.0102.32	Brass	LV.L21.0105.32	Brass
LV.L21.0102.50	Black	LV.L21.0105.50	Black
LV.L21.0102.57	White	LV.L21.0105.57	White
300mm		1m	
LV.L21.0103.12	Chrome	LV.L21.0110.12	Chrome
LV.L21.0103.13	Satin Silver	LV.L21.0110.13	Satin Silver
LV.L21.0103.32	Brass	LV.L21.0110.32	Brass
LV.L21.0103.50	Black	LV.L21.0110.50	Black
LV.L21.0103.57	White	LV.L21.0110.57	White



Leo 12v 20 - 50w MR16

A range of adjustable stem fittings with die-cast bodies.

LV.L21.0100.12	Chrome
LV.L21.0100.13	Satin Silver
LV.L21.0100.32	Brass
LV.L21.0100.50	Black
LV.L21.0100.57	White



Technical Data

Finish	Painted
Material	Die-cast aluminium
Lamp Wattage	20 - 50w
Lamp	12v MR16
Lampholder	GX5.3
Approvals	III D FI N S